


# REMOTE EDUCATION 10 TOP TIPS FOR CHILDREN

Remote education ensures continuous learning outside the classroom. For students, it's the perfect way to ensure they still get the education they need, despite not being at school. However, it also requires a level of discipline and careful planning. That's why we've created this guide to help pupils understand different aspects of remote education and to support them in ensuring their experience is as safe and secure as it can be.

## 1. TREAT REMOTE EDUCATION THE SAME AS CLASSROOM LEARNING

Despite being at home, it's important to remember the same rules apply as being in the classroom, particularly in respect of behavior and conduct. Focus on learning and don't get distracted by your surroundings.



## 2. USE CLASSROOM LANGUAGE

If you are encouraged to communicate through emails and online messages, don't use shorthand text speak and write as though you would speak in class. Remember to be respectful and polite and avoid posting negative comments or spamming the chat.



## 3. TAKE REGULAR SCREEN BREAKS

Whilst remote education might be an exciting experience to begin with, having prolonged periods of time in front of a screen isn't always healthy. Remember to have regular screen breaks where possible and in your spare time, try to get some fresh air and enjoy other activities away from electronic devices.



## 4. ALWAYS CONDUCT VIDEO LEARNING IN AN OPEN SPACE AT HOME

To get the best experience from remote education, it's important to create the right environment around you. Try to set up a mock 'classroom desk' at home in an open space so parents can supervise if necessary. Avoid bedrooms as this could be considered inappropriate.




## 5. ONLY COMMUNICATE THROUGH APPROVED SCHOOL PORTALS AND PLATFORMS

It's important that you send messages and any pictures or images required for class through approved school channels, such as internal learning portals or approved platforms. This will help to keep your personal information safe and secure.



## 6. STICK TO TEACHER RULES AND GUIDELINES AROUND REMOTE EDUCATION

Your school should issue you with guidance on remote education and the rules to follow. Always maintain classroom behaviour and try to remember that you are in a learning environment and not a social setting.



## 7. DRESS IN SCHOOL UNIFORM

As part of your learning environment, try to maintain school uniform/dress. This will help as part of replicating classroom learning in the home. Try to avoid wearing anything too casual as this could be deemed inappropriate for school.




## 8. DON'T SHARE PASSWORDS OR OTHER SENSITIVE INFORMATION

In order to begin your online lessons or to gain access to learning materials, you may be provided with login details and passwords. In the same way you keep your personal details private, always keep these safe and never share them with others.



## 9. DON'T USE SCHOOL PLATFORMS TO DISCUSS PERSONAL MATTERS.

It's important to keep your school communication channels separate from your own personal communication with friends and family. Don't be tempted to engage in casual discussions or send images, videos or links via official school apps or platforms that aren't associated with your learning.



## 10. LOOK AFTER YOUR MENTAL HEALTH AND WELLBEING.

Remote education ultimately means working alone and missing out on daily social interaction with your friends. If you ever feel frustrated, low or sad, it's important to discuss how you feel with your parents or your teacher. Keeping in touch with friends over the phone or on social media can also help to keep your spirits up.

