













Ten Little Lights Grid References







Find the objects and animals on the grid. Then, write down their grid references.







10							
9							
8							
7							
6							
5							
4							
3							
2							
1							
	A	B	C	D	E	F	G

	(,)		(,)		(,)
	(,)		(,)		(,)

Ten Little Lights Grid References - Answers

Find the objects and animals on the grid. Then, write down their grid references.







10							
9							
8							
7							
6							
5							
4							
3							
2							
1							
	A	B	C	D	E	F	G

 (G , 4)	 (B , 2)	 (F , 9)
 (D , 3)	 (C , 6)	 (B , 9)

Ten Little Lights Grid References







Cut out the pictures at the bottom of this sheet. Then, read their grid references and plot them on the grid.







5					
4					
3					
2					
1					
	A	B	C	D	E

	(E, 1)		(C, 5)		(D, 3)
	(A, 4)		(B, 2)		(E, 4)

Ten Little Lights Grid References - Answers

Cut out the pictures at the bottom of this sheet. Then, read their grid references and plot them on the grid.

5					
4					
3					
2					
1					
	A	B	C	D	E

	(E, 1)		(C, 5)		(D, 3)
	(A, 4)		(B, 2)		(E, 4)